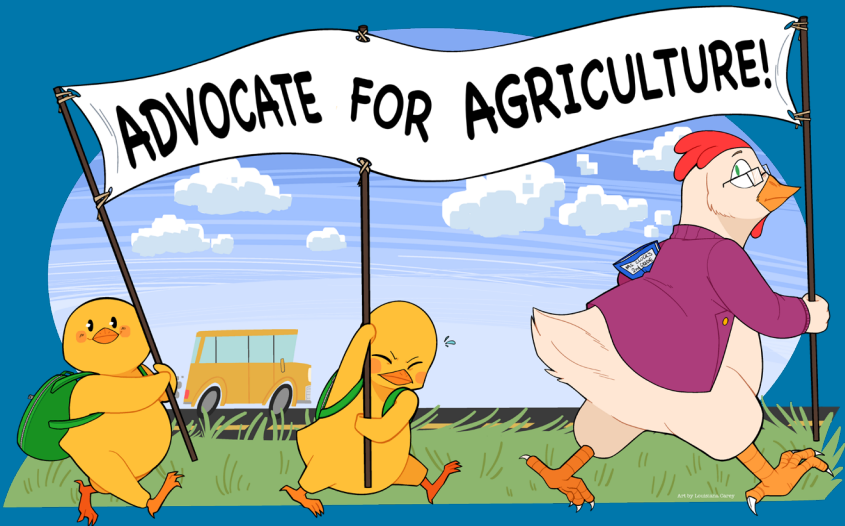


Schools' Agriculture and Nutrition Fair



48th District Agricultural Association

2024 EXHIBITOR HANDBOOK



SCHOOLS' AGRICULTURE
AND NUTRITION PROGRAM
48TH DISTRICT AGRICULTURAL ASSOCIATION

Exhibitor Handbook Schools' Agriculture and Nutrition Fair

May 3-27, 2024

Vision: To be the premiere institution supporting agriculture and nutrition literacy in the Greater Los Angeles Basin and surrounding school districts.

Mission: To increase the understanding, appreciation and participation of urban teachers and students in agriculture and nutrition through cooperative involvements of the California agricultural industry, educational institutions and community partners.

Member of: Western Fairs Association
International Association of
Fairs and Expositions

Mailing Address: PO Box 8370, La Verne, CA 91750-8370
E-Mail address: daa48th@aol.com
Web Address: agfair.org
Office: 909.865.4633
Fair Location: Fairplex, Building 10
1101 W. McKinley Avenue
Pomona, CA 91768

www.agfair.org



Agriculture is the foundation of civilization, and it's where all of the food you eat and the clothes you wear come from.

Agriculture is the growing of crops, raising livestock, and producing resources such as the five F's: Food, Fiber, Flowers, Forests, and Fuel.

Table of Contents

| | |
|--|---|
| Helpful hints | 3 |
| General Rules | 4 |
| Fair Information | 5 |
| From the Board of Directors and SCAN Foundation..... | 6 |
| Thank you Partners and Supporters | 7 |
| Map of Fairplex | 7 |

| | |
|--|------------------------|
| Special Competition: Spelling Bee | (1–6 Grades) 10 |
|--|------------------------|

Classroom Projects.....(Pre-K–12)

| | |
|--|----|
| School Gardens | 8 |
| Teacher Agriculture Booths | 10 |
| Sawhorses | 13 |
| Wall Murals | 15 |
| Beneficial Insects and Silkworms | 18 |

Individual Student Projects

| | |
|---|------------------------|
| Container Gardens | (1–12 Grades) 9 |
| Hydroponic Garden | (1–12 Grades) 9 |
| Agricultural Science Projects | (3–12 Grades) 11 |
| Agricultural Robot | (3–12 Grades) 12 |
| Painting/Drawing | (3–12 Grades) 12 |
| Photography | (2–12 Grades) 12 |
| Bird Houses/Feeders | (Pre-K – 12 Grades) 13 |
| Scarecrows | (Pre-K – 12 Grades) 13 |
| Shoebox Dioramas | (Pre-K – 6 Grades) 14 |
| Models | (Pre-K – 6 Grades) 14 |
| Seed Art Using Dry Beans, Seeds and/or Pasta..... | (Pre-K – 12 Grades) 14 |
| Miscellaneous Crafts | (Pre-K – 12 Grades) 15 |
| Graphic Arts..... | (3–12 Grades) 15 |

Creative Writing.....(3–12 Grades)

| | |
|---------------------|----|
| Poetry | 16 |
| Acrostic Poem | 16 |
| Essay..... | 16 |
| Short Story | 17 |

| | |
|--------------------------|------------------|
| Sewing Construction..... | (3–12 Grades) 17 |
| Needlework | (3–12 Grades) 17 |
| Place Setting | (3–12 Grades) 18 |

| | |
|--|----------------------|
| Beneficial Insects and Silkworms | (Pre-K–12 Grades) 18 |
| Bottle Biology..... | (Pre-K–12 Grades) 18 |

Helpful Hints


Please read this handbook carefully. If you have any questions please call the 48th District Agricultural Association Schools' Agriculture and Nutrition Fair at 909.865.4633 or email us at daa48th@aol.com. Submit entry form online at www.agfair.org.

Entry Forms – Deadline is March 15, 2024

Submit Entry Form on line

- Each student needs their own entry form.
- Do not use the 2023 exhibitor handbook.
- Division accurately reflects the grade level of the student; Class reflects the project description.

ID Tags



ID Tag

☐ Classroom ☐ Group (3–6 students) ☐ Organization

Teacher's/Organization Name _____

☐ Individual

Student's Name _____

Teacher's Name _____


Grade _____ School _____

Division _____ Class _____

See middle of handbook for Blank ID Tag sheet (sample left)

- ID tags also available at www.agfair.org
- ID tags must be filled out and attached to each project entered.
- ID Tags can be attached by tape or using a safety pin.
- For crafts and ceramic items, attach the tag to bottom of project.

Fair Display Tags



SCHOOLS' AGRICULTURE AND NUTRITION FAIR

Entry # _____

Division #/Name: _____

Class Letter/Name: _____

Exhibitor Name: _____

School/Teacher: _____

Grade: _____

Teacher: _____

- These tags are computer generated with information from the entry form submitted.
- If time permits, the office will mail the Fair Display tags to you. If not, the tags will be available for you at take in; staff will help you put them on the projects.
- Please do not alter the information on the display tag.
- Notify staff if it is necessary to make a change on the tag; a new tag will be created.
- Fair Display tags should be attached to bottom right side of project using safety pin, masking or scotch tape.

Sample of blank tag above.

Poetry, Acrostic Poem, Essay and Short Story

Entries in the poetry, acrostic poem, essay and short story categories will be **displayed** in **3-ring notebooks**. They must be no larger than 8 ½" x 11" and **must not** be mounted.

General Rules

All rules contained in "State Rules for California Fairs," as established by the Division of Fairs and Expositions, apply to this fair. A copy may be obtained at the local fair office or from the Division of Fairs and Expositions (send a self-addressed stamped envelope), 1220 N Street, Sacramento CA 95814.

Local Rule: Fair Management reserves the final and absolute right to interpret the rules and regulations and to settle questions or differences according to the 48th District Agricultural Association policy. The Judges decisions are final.

Judging Systems

1. American: The judging process to rank exhibits against one another and award one first, one second, and one third, etc.

The following will be judged American: Booths, Spelling Bee, Sawhorses, Scarecrows, Wall Murals, and Agricultural Science Projects.

2. Danish: The judging process to compare each exhibit on its own merit and award as many first, second, and third placings as merited.

The following will be judged Danish: School Gardens, Container Gardens, Hydroponic Gardens, Paintings/Drawings, Photography, Bird Houses/Feeders, Shoebox Dioramas, Models, Seed Art using Dry Beans, Seeds and/or Pasta, Miscellaneous Crafts, Graphic Arts, Poetry, Acrostic Poem, Essays, Short Stories, Sewing Construction, Needlework, Place Setting, Beneficial Insects and Silkworms, and Bottle Biology.

Display policy: Items will be displayed at the discretion of the 48th DAA Board.

Eligibility: Entries will be accepted from within and outside of the 48th DAA boundaries in all Categories except School Gardens. For School Gardens outside the 48th DAA boundaries please call the office for approval.

The boundaries of the 48th DAA are as follows: the greater Los Angeles basin and surrounding school districts.

Division: is a 3 or 4 digit code indicating the grade level of the student or classroom in a particular entry. Example: **1052, 1-2**

Class: is a letter code referring to the description of the item entered. Example: **A**

Classroom: refers to a number of students in a classroom. Classroom is a minimum of 10 students.

Group: refers to a number of students working on a project. Group is a minimum of three 3 students.

Combined: Several grade levels working on a single project, example 2nd, 3rd, 5th, 6th.

Fair Information

Take-in Schedule

- 1 Entry form must be submitted online on or before March 15, 2024 at www.agfair.org. Faxed entry forms will be accepted at 909-865-4644.
- 2 Take-in Project Delivery. Friday, April 19 and Saturday, April 20. Deliver all entries to Fairplex, 1101 West McKinley Avenue, Pomona, CA 91768. Enter Gate 1 off McKinley Avenue. Guards will direct you to Building 10.
- 3 From Board of Directors: a 3 x 5 card should be attached to the following projects: Birdhouses/Feeders, Sawhorses, Scarecrows, Dioramas, Models, Miscellaneous Crafts, Sewing Construction, Needlework, Beneficial Insects, Silkworms and Worms, and Bottle Biology explaining how the project relates to CA Agriculture.
- 4 Animals and insects should be delivered in appropriate cages and with enough food for the duration of the fair.
- 5 A student, group or a classroom is allowed to enter only one item per Class.
- 6 All entries must be students' original work.
- 7 Any Class or Division may be split into multiple Divisions or Classes at the judges' discretion.
- 8 Premium checks will be payable in the Exhibitor's name and should be cashed within 6 months of date of issue. Teachers/students needing to replace a lost premium check will be subject to current stop-payment fees.



From the Board of Directors

Welcome new and returning teachers including home schools, 4-H, FFA, Scouts! We're so pleased to present to you the Schools' Agriculture and Nutrition Fair, 2024.

Our mission is educational. From Pre K through high school, the teachers and their students learn and work with projects related to California agriculture and nutrition.

The Schools' Agriculture and Nutrition Fair/Program is sponsored by the 48th District Agricultural Association. We serve as a resource center for teachers in the Southern California area including Los Angeles, San Bernardino, Riverside and Orange Counties.

We provide materials to assist teachers in instructing students about where food and fiber comes from as well as the benefits of healthy eating habits.

These materials teach students how agriculture affects their daily lives and how important it is to the economy of California and our nation.

Teachers may check out:

- Bread making kits
- Incubators (chick hatching)
- Timely agricultural and nutritional publications and related curriculum books
- DVD's and videos
- Gardens and Hydroponics
- Trout in the Classroom equipment

Our program assists teachers and their students through the opportunity to participate in our annual Fair (held at Fairplex during the Los Angeles County Fair) by showcasing their agricultural and nutritional projects.

Thank you again for your continued support and participation in the Schools' Agriculture and Nutrition Fair. <http://agfiar.org>

—*Board of Directors, 48th District Agricultural Association*

Southern California Agriculture and Nutrition Foundation (SCAN) — Who We Are



The Southern California Agriculture and Nutrition Foundation (SCAN) is a 501c3 public charity that has provided support to the State of California's 48th District Agricultural Association (DAA) for over forty years. The mission of SCAN is to educate elementary and secondary school teachers and their students about agriculture and nutrition.

—*Board of Directors, Southern California Agriculture and Nutrition Foundation*

Thanks to our Sponsors and Supporters

CA State Senate

Connie M. Leyva, 20th District

House of Representatives

Norma J. Torres, 35th District

County of Los Angeles

LA County Supervisors

Hilda L. Solis, 1st District
Holly Mitchell, 2nd District
Sheila Kuehl, 3rd District
Janice Hahn, 4th District
Kathryn Barger, 5th District

SCAN

Board of Directors

Steve Williams, President
Don DeLano, Vice President
Joan Smith, Treasurer
Julia Gomez, Director

48th DAA

Board of Directors

Coralea Harbushka, President
Don DeLano, Vice President
Tim Alderson, Past President
Steve Baldwin, Director
Kathleen McPherson, Director
Rhona Weinberg, Director

Office Staff

Silvia Bishop, CEO
Patty Anis, Business Assistant

Fair Staff

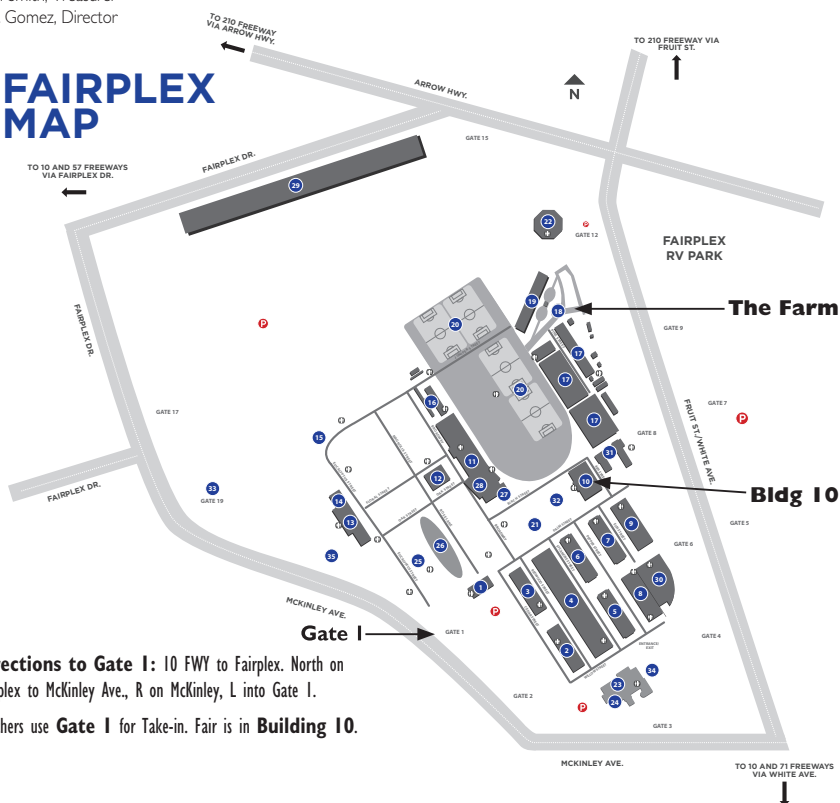
Corinne Alarcon
Louisiana Carey
Sarah Carey
Stella Guevara
Alexander Rodriguez
Bernice Rodriguez
Rosie Ruiz
Libby Walters
Olivia Walters

Thank You Past

Partners/Supporters

Fairplex
Weinberg Foundation
Dairy Council of CA/Mobile
Dairy Classroom
UC Cooperative Extension,
LA. County
Agricultural Awareness and
Literacy Foundation(AAL)
CA Foundation for Agriculture
in the Classroom
Pomona Feed
E.A.T. Foundation
Agricultural Commissioner/Weights
& Measures, L.A. County
CA Women for Agriculture,
Los Angeles Chapter
Huntley College of Agriculture,
Cal Poly Pomona

FAIRPLEX MAP



Directions to Gate 1: 10 FWY to Fairplex. North on Fairplex to McKinley Ave., R on McKinley, L into Gate 1.

Teachers use **Gate 1** for Take-in. Fair is in **Building 10**.

| | | |
|-----------------------|-----------------------|-----------------------|
| 1st | 2nd | 3rd |
| \$200 | \$150 | \$100 |

School Gardens

by Grade, one entry per Class, include Poster, 2' x 4' min, 3' x 6' max, & a Classroom Journal. Enter under teacher name.

| Division | Grade | Class | Letters/Description |
|----------|-----------|-------|--|
| 101 | Pre K–K | A | Vegetable Garden |
| 102 | 1–2 | B | Flower Garden |
| 103 | 3–4 | C | Aeroponic garden |
| 104 | 5–6 | | |
| 105 | Combined* | | *Division 105 Combined means two or more grade levels worked in the garden |
| 106 | 7–8 | | |
| 107 | 9–12 | | |

Judging Schedule: Teachers will be contacted to schedule a judging date/time. Students must be available on the day of judging to answer questions from the judges about their knowledge of what they learned in the garden.

Garden Poster(s): EACH garden is required to have a poster. It is a visual display of your garden(s). Poster(s) are on display during the fair. Poster and Journal must be given to judges on day of judging (points will be taken off final score if not available on judging day).

Garden Journal:

Only **one journal per garden** is required and should contain the following:

- Grades Pre K-2nd: Drawing journals are acceptable.
- The journal reflects your garden; it should tell the story of your garden.
- Journal should tell what the students learned about agriculture, nutrition, and their garden habitat.
- The journal should record the days students worked in the garden, and the work they did that day.
- How many students worked in the garden? Did parents volunteer?
- Pictures are acceptable in your journal.

If a school garden was judged in 2023, the judges will be considering the sustainability of your garden from 2023 to 2024. Visit L.A. County Smart Gardening <https://dpw.lacounty.gov/epd/sg/> for helpful information.





Container Gardens

Individuals only. Enter under student name.

| Division | Grade | Class | Letters/Description | |
|----------|-------|-------|---|---|
| 2032 | 1–2 | A | Dish Garden | Suggestions: (but not limited to) Flowers, Herbs, Succulents i.e. Cactus. |
| 2033 | 3–4 | B | Novelty container | |
| 2034 | 5–6 | C | Salad in a container | |
| 2036 | 7–8 | D | Terrarium | |
| 2037 | 9–12 | E | Any other container (i.e. wheel barrow) | |

Classes A–E: Attach journal on 3”x 5” cards explaining learning experience and if plants were purchased or grown from seed. List grade, teacher’s name and school.



Hydroponic Garden

Individuals only. Enter under student name.

| Division | Grade | Class | Letters/Description |
|----------|-------|-------|---|
| 2042 | 1–2* | A | Hydroponics |
| 2043 | 3–4 | | <ul style="list-style-type: none"> Each individual project must have a journal and data reflecting the progress of the experiment. The journal must include quantitative and qualitative observations. There must be a control and only one variable such as: different nutrient solutions, different types of lighting, different amounts of lighting, different types of growing media, different types of growing systems, or dream up your own variable to test. Once you have chosen a variable, all other aspects of the plants’ care must be the same for each plant. You may start from seed or a plant but you must record the characteristics of all plants at the beginning of the experiment in order to show valid results. There must be more than two plants in your experiment. All entries must have a backboard or tri-fold with the title of the experiment in question form, hypothesis, materials used, procedure, results and conclusion. At least a sampling of the plants in the experiment must be displayed. |
| 2044 | 5–6 | | |
| 2046 | 7–8 | | |
| 2047 | 9–12 | | |

*For 1st and 2nd grades: observe the growth of the hydroponic plants and the regular soil plants. Instead of a written journal you may draw your observations of the plants weekly.

| | | |
|-----------------------|-----------------------|-----------------------|
| 1st | 2nd | 3rd |
| \$200 | \$150 | \$100 |

| | |
|---------------|--|
| Booths | Classroom/Youth Organization only (4-H, FFA, Scouts). Enter under teacher name. |
|---------------|--|

| Division | Grade | Class Letters/Description |
|----------|----------|---|
| 401 | Pre K–K | A Subject related to CA agriculture (single) |
| 402 | 1–2 | B Subject(s) related to CA agriculture (multiple) |
| 403 | 3–4 | C Trout in the Classroom (Divisions 403–407 only) |
| 404 | 5–6 | |
| 405 | Combined | |
| 406 | 7–8 | |
| 407 | 9–12 | |


1. Classroom or Youth Organization only. No individual entries.
2. Entry limit 2 booths per Classroom or Organization.
3. The 48th DAA will provide a booth made of aluminum tubing and drapery. The floor area is 10' x 10'. The back of the booth is 6' high, the sides are 3' high. The Exhibitor must provide all materials for decorating a booth. Pins are preferable to tape for attaching items to drapery.
4. No double-size booths allowed, no exceptions.
5. One table per booth, must be reserved in advance on your entry form.
6. Electricity is not available.
7. Bring your own step ladder.
8. Live animals must be in appropriate cages and have sufficient food for the duration of the fair.
Maximum of two animals per booth.
9. Set up dates are Friday, April 26, Noon–6:00 pm and Saturday, April 27, 9:00 am–4:00 pm.
10. If you cannot set up your booth, you must notify our office by April 18th or be disqualified from entering a booth in 2024.
11. Booths will be judged American. Booths to remain on display until end of fair.
12. Judges will consider:
 - General appearance
 - Educational value
 - Impact on visitor
 - Student work (readable)
 - Any special emphasis: originality, creativity, materials used, quality of display
 - Booth Judging Score Sheet available upon request

| | |
|-----------------------|-----------------------|
| 1st | 2nd |
| \$30 | \$15 |

| | |
|---------------------|--|
| Spelling Bee | by Grade, Saturday, May 11, 2024. Pre-Registration. Enter under student name. |
|---------------------|--|

| Division | Grade | Class Letter/Description |
|----------|-------|--------------------------|
| 302 | 1–2 | A Spelling Bee |
| 303 | 3–4 | |
| 304 | 5–6 | |





Agricultural Science Projects

Individuals only, methods below, use trifold science fair display board. Enter under student name.

| Division | Grade | Class | Letter/Description |
|----------|-------|-------|-------------------------------------|
| 2003 | 3–4 | A | Botany |
| 2004 | 5–6 | B | Chemistry |
| 2006 | 7–8 | C | Environmental Sciences |
| 2007 | 9–12 | D | Health and Nutrition |
| | | E | Any other related to CA Agriculture |

Materials: Items that are used to carry out the experiment.

Methods

- **Research:** Exactly what do you hope to figure out? What is the “What if” question?
- **Hypothesis** means what do you expect to happen in your experiment.
- **Procedure** is how you plan to do things; how are you going to conduct your experiment?
- **Results** your data should be in numbers, not just what you see. Results are the specific data collected during the experiment.
- **Conclusion** is what you learned from doing the experiment and what the results mean.

Ideas for Agricultural Science Projects

Botany

- How do different treatments change how fast seeds sprout?
- What happens if you change a seed’s direction once it starts to sprout?
- Does the amount of room a plant has for roots make a difference in how big a plant will grow— regardless of how much fertilizer the plant is given?

Chemistry

- How do different types of fertilizers affect plant growth?
- What happens when you grow sweet potatoes next to other plants?

Environmental Sciences

- How does soil pH (acidity) affect the pH of water that touches the soil?
- Does soil type change how well crops grow?
- How are different soil types affected by water running over them?

Health and Nutrition

- Do different varieties of the same fruit have the same level of Vitamin C?
- Are there different amounts of iron in different breakfast cereals?

“Science Fair and Lesson Ideas” available at 48th DAA office, grades 3–12, or visit www.learnaboutag.org



Agricultural Robot

Individuals only. Enter under student name.


| Division | Grade | Class Letters/Description |
|----------|-------|---------------------------|
| 1170 | 3–4 | A Agricultural Robot |
| 1171 | 5–6 | |
| 1172 | 7–8 | |
| 1173 | 9–12 | |



Painting/Drawing

Individuals only, 14" x 17" max, no frame, no foam board.
Enter under student name.

| Division | Grade | Class Letters/Descriptions |
|----------|-------|---|
| 1003 | 3–4 | A Painting |
| 1004 | 5–6 | B Drawing |
| 1006 | 7–8 | C Using other media (i.e. square tile, rock) |
| 1007 | 9–12 | Subject must be related to CA agriculture. Suggestions (but not limited to): Beneficial Insects, Flower, Vegetable, Farm Animals, Farm Equipment or Structures. |



Photography

Individuals only, 8" x 10" max, no frame, no foam board.
Enter under student name.

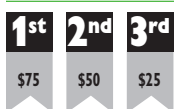
| Division | Grade | Class Letters/Descriptions |
|----------|-------|---|
| 1024 | 2–4 | A Black & White |
| 1025 | 5–6 | B Color |
| 1026 | 7–8 | |
| 1027 | 9–12 | Subject must be related to CA agriculture. Suggestions (but not limited to): Beneficial Insects, Flower, Vegetable, Farm Animals, Farm Equipment or Structures. |



Bird Houses/Feeders

Individuals only, 12" x 12" x 15" max, kits allowed in Class A only. Enter under student name.


| Division | Grade | Class Letters/Descriptions |
|----------|---------|---|
| 1031 | Pre K–K | A Made from a kit |
| 1032 | 1–2 | B Original design |
| 1033 | 3–4 | C Made from recycled materials |
| 1034 | 5–6 | Note: a 3 x 5 card should be attached explaining how your bird house/feeder relates to CA agriculture. |
| 1036 | 7–8 | |
| 1037 | 9–12 | |



Sawhorses

Classroom or groups only (4-H, FFA, Scouts), sturdy and freestanding. Must enter under Teacher's name.

| Division | Grade | Class Letters/Description |
|----------|----------|---|
| 1041 | Pre K–K | A Agricultural theme |
| 1042 | 1–2 | B Garden theme |
| 1043 | 3–4 | Note: a 3 x 5 card should be attached explaining how your sawhorse relates to CA agriculture. Sawhorses available from 48th District office. No electrical embellishments allowed. |
| 1044 | 5–6 | |
| 1045 | Combined | |
| 1046 | 7–8 | |
| 1047 | 9–12 | |



Scarecrows

Individuals only, 3' high min, 6' high max, must be free-standing. Enter under student name.

| Division | Grade | Class Letters/Description |
|----------|---------|---|
| 1051 | Pre K–K | A Scarecrow |
| 1052 | 1–2 | Note: a 3 x 5 card should be attached explaining how your scarecrow relates to CA agriculture. |
| 1053 | 3–4 | |
| 1054 | 5–6 | |
| 1056 | 7–8 | |
| 1057 | 9–12 | |



Note: a 3 x 5 card should be attached explaining how your diorama relates to CA agriculture.

Shoebox Dioramas

Individuals only, Cardboard shoeboxes, approx. 7" x 12" to 10" x 13". Enter under student name.

| Division | Grade | Class Letters/Description |
|----------|--------|---|
| 1061 | PreK–K | A Farm Scene |
| 1062 | 1–2 | B Water |
| 1063 | 3–4 | C Any other theme related to CA Agriculture |
| 1064 | 5–6 | |



Note: a 3 x 5 card should be attached explaining how your model relates to CA agriculture.

Models

Individuals only, 30" x 30" max display board. Enter under student name.

| Division | Grade | Class Letters/Description |
|----------|--------|---------------------------|
| 1071 | PreK–K | A Farm Equipment |
| 1072 | 1–2 | B Farm Structure |
| 1073 | 3–4 | |
| 1074 | 5–6 | |



Seed Art Using Dry Beans, Seeds and/or Pasta

Individuals only, 24" x 36" max, must be mounted on cardboard. Enter under student name

| Division | Grade | Class Letters/Description |
|----------|--------|------------------------------------|
| 1075 | PreK–K | A Farm Animal |
| 1076 | 1–2 | B Vegetable |
| 1077 | 3–4 | C Flower |
| 1078 | 5–6 | D Fruit |
| 1079 | 7–8 | |
| 1080 | 9–12 | Must be related to CA agriculture. |



Note: a 3 x 5 card should be attached explaining how your craft project relates to CA agriculture.

Miscellaneous Crafts Individuals only. Enter under student name.

| Division | Grade | Class | Letters/Description |
|----------|---------|-------|--|
| 1081 | Pre K–K | A | Build an Insect |
| 1082 | 1–2 | B | Clay or Ceramic Item |
| 1083 | 3–4 | C | Corn Husk Item |
| 1084 | 5–6 | D | Collage |
| 1086 | 7–8 | E | Holiday Decoration (i.e. wreaths, ornaments) |
| 1087 | 9–12 | | |
| | | F | Leather |
| | | G | Papier-mache Farm Animal |
| | | H | Papier-mache Other |
| | | I | Any other item related to CA agriculture |




Graphic Arts Individuals only. Enter under student name

| Division | Grade | Class | Letters/Description |
|----------|-------|-------|-------------------------------------|
| 1104 | 3–4 | A | Flyer |
| 1105 | 5–6 | B | Greeting Card |
| 1106 | 7–8 | C | Any other related to CA Agriculture |
| 1107 | 9–12 | | (i.e. collage) |

**Use 8 1/2 x 11
three hole
notebook paper.**

Judged on presentation, layout & originality.



Wall Murals Groups/Classrooms only, 3' x 6' min, 4' x 8' max, horizontal or vertical, suitable for hanging. Wall Murals must exhibit what subject student(s) learned. Enter under teacher name.

| Division | Grade | Class | Letters/Descriptions |
|----------|----------|-------|--|
| 1091 | Pre K–K | A | Busy Bees |
| 1092 | 1–2 | B | Beneficial Insects |
| 1093 | 3–4 | C | Bread Making |
| 1094 | 5–6 | D | Climate Change |
| 1095 | Combined | E | CA Commodities |
| 1096 | 7–8 | F | Cotton's Journey |
| 1097 | 9–12 | G | Real Milk Is |
| | | H | Advocate for Agriculture |
| | | I | Farm Animals |
| | | J | Garden |
| | | K | History of CA Agriculture (https://ca.stateaghistory.org) |
| | | L | Nutrition, Eating Right |
| | | M | Pollinators |
| | | N | Trout in the Classroom |
| | | O | Soil is Life |
| | | P | Water: A Fact of Life |
| | | Q | Any other related to CA Agriculture |



Poetry

Individuals only, Enter under student name.

| Division | Grade | Class Letters/Description | |
|----------|-------|---------------------------------------|--|
| 1123 | 3–4 | A Water | 15 words min.m 100 words max. Use 8 1/2 x 11 three hole notebook paper. |
| 1124 | 5–6 | B Butterfly/Insect | |
| 1126 | 7–8 | C Farm Animal | |
| 1127 | 9–12 | D Any Other Related to CA Agriculture | |

Meet Academic Content Standards for CA schools through creative writing.



Acrostic Poem

Individuals only, 8 1/2 x 11, Enter under student name.

| Division | Grade | Class Letters/Description | |
|----------|-------|--|---|
| 4010 | 3–4 | A Create your own farm or garden-related | Example: Definition of Carrots: C rammed with Vitamin A , you see, these R oots grow in R ows of O range underground, with T ops sprouting S oft leafy green overhead |
| 4011 | 5–6 | acrostic poem | |
| 4012 | 7–8 | Create an acrostic, in four easy steps: | |
| 4013 | 9–12 | 1. Choose a word related to a farm or a garden 2. Write your word down vertically 3. Then place your words on the lines that begin with the same letter. 4. Fill the rest of the lines to create a poem | |



Essay

Individuals only. Enter under student's name.

| Division | Grade | Class Letters/Description | |
|----------|-------|---|---|
| 1128 | 3–4 | A Water and their importance to Agriculture | Limited to 1000 words. Use 8 1/2 x 11 three hole notebook paper. |
| 1129 | 5–6 | B How are Robots helping agriculture? | |
| 1130 | 7–8 | C Any other Agriculture-related subject (climate change, soil, Agriculture and environment) | |
| 1131 | 9–12 | | |



Short Story

Individuals only. Enter under student's name.

| Division | Grade | Class Letters/Description | |
|----------|-------|---|---|
| 1132 | 3–4 | A My imaginary farm | Limited to 1000 words. Use 8 1/2 x 11 three hole notebook paper. |
| 1133 | 5–6 | B What is it like to be a dog or cat on the farm? | |
| 1134 | 7–8 | | |
| 1135 | 9–12 | C Any other Agriculture related subject (Creative writing meets academic content standards for CA schools) | |



Sewing Construction

Individuals only, fabric only. Enter under student name.

| Division | Grade | Class Letters/Description | |
|----------|-------|--|--|
| 1143 | 3–4 | A Any wearable items (limit 2) | |
| 1144 | 5–6 | B Any household items (limit 2) | |
| 1146 | 7–8 | | |
| 1147 | 9–12 | Note: a 3 x 5 card should be attached explaining how the fiber relates to CA agriculture. | |



Needlework

Individuals only. Enter under student name.

| Division | Grade | Class Letters/Description | |
|----------|-------|--|----------------|
| 1153 | 3–4 | A Knitting | C Embroidery |
| 1154 | 5–6 | B Crochet | C Cross-Stitch |
| 1156 | 7–8 | | |
| 1157 | 9–12 | Note: a 3 x 5 card should be attached explaining how the fiber relates to CA agriculture. | |



Place Setting

Individuals only. Submit 8x10" color photo for display at Fair. Enter under student name.

| Division | Grade | Class Letters/Description |
|----------|-------|--|
| 1160 | 3–4 | A Formal |
| 1161 | 5–6 | B Informal |
| 1162 | 7–8 | suggested themes: Harvest, holiday, celebrations (Visit: https://etiquipedia.blogspot.com/search?q=place+settings) Awards sponsored by Maura Graber at RSVP Institute of Etiquette |
| 1163 | 9–12 | |


- All utensils or flatware, glassware or beverage ware should be set in readiness for the first course.
- Your place setting should be reflective of the corresponding original menu.



Beneficial Insects and Silkworms Classroom, Groups or Individuals. Enter under teacher name (Classroom, Group) or under student name (Individual).

| Division | Grade | Class Letters/Description |
|----------|--------|--|
| 2011 | PreK–K | A Ladybugs |
| 2012 | 1–2 | B Praying Mantis |
| 2014 | 3–4 | C Silkworms |
| 2015 | 5–6 | D Composting Worms |
| 2016 | 7–8 | All projects must be in a secure container with a lid or screen as a lid. All insects/worms must be alive. Provide fresh mulberry leaves daily for silkworms. |
| 2018 | 9–12 | |

Note: a 3 x 5 card should be attached explaining why insects/worms are beneficial and how the project relates to CA agriculture.



Bottle Biology

Individuals only. Enter under student name.

| Division | Grade | Class Letters/Description |
|----------|--------|--|
| 2021 | PreK–K | A Any Bottle Biology Project |
| 2022 | 1–2 | Note: Attach journal on 3" x 5" cards explaining learning experience and how the project relates to CA agriculture. |
| 2023 | 3–4 | |
| 2024 | 5–6 | |
| 2025 | 7–8 | |
| 2026 | 9–12 | |



Schools' Agriculture and Nutrition Program/Fair
www.agfair.org