

Schools' Agriculture and Nutrition Fair



2023 EXHIBITOR HANDBOOK



SCHOOLS' AGRICULTURE
AND NUTRITION PROGRAM
48TH DISTRICT AGRICULTURAL ASSOCIATION

Exhibitor Handbook Schools' Agriculture and Nutrition Fair

May 5-29, 2023

Vision: To be the premiere institution supporting agriculture and nutrition literacy in the Greater Los Angeles Basin and surrounding school districts.

Mission: To increase the understanding, appreciation and participation of urban teachers and students in agriculture and nutrition through cooperative involvements of the California agricultural industry, educational institutions and community partners.

Member of: Western Fairs Association
International Association of
Fairs and Expositions

Mailing Address: PO Box 8370, La Verne, CA 91750-8370
E-Mail address: daa48th@aol.com
Web Address: agfair.org
Office: 909.865.4633
Fair Location: Fairplex, Building 10
1101 W. McKinley Avenue
Pomona, CA 91768

www.agfair.org



Agriculture is the foundation of civilization, and it's where all of the food you eat and the clothes you wear come from.

Agriculture is the growing of crops, raising livestock, and producing resources such as the five F's: Food, Fiber, Flowers, Forests, and Fuel.

Table of Contents

Helpful hints	3
General Rules	4
Fair Information	5
From the Board of Directors and SCAN Foundation	6
Thank you Partners and Supporters	7
Map of Fairplex	7

Special Competition: Spelling Bee	(1–6 Grades) 10
--	-----------------

Classroom Projects.....(Pre-K–12)

School Gardens	8
Teacher Ag Booths	10
Sawhorses	13
Wall Murals	15
Beneficial Insects and Silkworms	18

Individual Student Projects

Container Gardens	(1–12 Grades) 9
Hydroponic Garden	(1–12 Grades) 9
Agricultural Science Projects	(3–12 Grades) 11
Painting/Drawing	(3–12 Grades) 12
Photography	(2–12 Grades) 12
Bird Houses/Feeders	(Pre-K – 12 Grades) 12
Scarecrows	(Pre-K – 12 Grades) 13
Shoebox Dioramas	(Pre-K – 6 Grades) 13
Models	(Pre-K – 6 Grades) 14
Seed Art Using Dry Beans, Seeds and/or Pasta	(Pre-K – 12 Grades) 14
Miscellaneous Crafts	(Pre-K – 12 Grades) 14
Graphic Arts	(3–12 Grades) 15

Creative Writing.....(3–12 Grades)

Poetry	15
Acrostic Poem	16
Essay	16
Short Story	16

Sewing Construction	(3–12 Grades) 17
Needlework	(3–12 Grades) 17
Place Setting	(3–12 Grades) 17

Beneficial Insects and Silkworms	(Pre-K–12 Grades) 18
Bottle Biology	(Pre-K–12 Grades) 18

Helpful Hints

Please read this handbook carefully. If you have any questions please call the 48th District Agricultural Association Schools' Agriculture and Nutrition Fair at 909.865.4633 or email us at daa48th@aol.com. Submit entry form online at www.agfair.org.

Entry forms – Deadline is March 17, 2023

Submit entry form online. Please do not use 2022 Exhibitor Handbook. It is important that the Division and the Class are correct, so that they accurately reflect the grade level of the student and the description of the exhibit.

- See description of Division and Class page 4.

Note: Two (2) tags must be on each project

1. ID Tag

2. Fair Display Tag

1. ID Tag (see middle of handbook); additional ID Tags available online at www.agfair.org. Must be filled in and attached when project is brought in on Take-in day. Attach the ID Tag to back of project using safety pin, masking or scotch tape. For crafts or ceramics, attach the tag on bottom of project.

2. Fair Display tag (computer generated*) Must be attached when project is brought in on Take-in day. Fair Display Tags will be mailed or delivered to you. Attach the Fair Display Tag to bottom right side of project using safety pin, masking or scotch tape. For crafts or ceramics, attach the tag on bottom of project. (*Please—Do not alter Fair Display Tag. If tag(s) needs to be corrected, bring to fair staff at Take-in).

Poetry, Acrostic Poem, Essay and Short Story

Entries in the poetry, acrostic poem, essay and short story categories will be **displayed in 3-ring notebooks**. They must be no larger than 8 ½" x 11" and **must not** be mounted.



General Rules

All rules contained in "State Rules for California Fairs," as established by the Division of Fairs and Expositions, apply to this fair. A copy may be obtained at the local fair office or from the Division of Fairs and Expositions (send a self-addressed stamped envelope), 1220 N Street, Sacramento CA 95814.

Local Rule: Fair Management reserves the final and absolute right to interpret the rules and regulations and to settle questions or differences according to the 48th District Agricultural Association policy. The Judges decisions are final.

Judging Systems

1. American: The judging process to rank exhibits against one another and award one first, one second, and one third, etc.

The following will be judged American: Booths, Spelling Bee, Sawhorses, Scarecrows, Wall Murals, and Agricultural Science Projects.

2. Danish: The judging process to compare each exhibit on its own merit and award as many first, second, and third placings as merited.

The following will be judged Danish: School Gardens, Container Gardens, Hydroponic Gardens, Paintings/Drawings, Photography, Bird Houses/Feeders, Shoebox Dioramas, Models, Seed Art using Dry Beans, Seeds and/or Pasta, Miscellaneous Crafts, Graphic Arts, Poetry, Acrostic Poem, Essays, Short Stories, Sewing Construction, Needlework, Place Setting, Beneficial Insects and Silkworms, and Bottle Biology.

Display policy: Items will be displayed at the discretion of the 48th DAA Board.

Eligibility: Entries will be accepted from within and outside of the 48th DAA boundaries in all Categories except School Gardens. For School Gardens outside the 48th DAA boundaries please call the office for approval.

The boundaries of the 48th DAA are as follows: the greater Los Angeles basin and surrounding school districts.

Division: is a 3 or 4 digit code indicating the grade level of the student or classroom in a particular entry. Example: **1052, 1-2**

Class: is a letter code referring to the description of the item entered. Example: **A**

Classroom: refers to a number of students in a classroom. Classroom is a minimum of 10 students.

Group: refers to a number of students working on a project. Group is a minimum of three 3 students.

Combined: Several grade levels working on a single project, example 2nd, 3rd, 5th, 6th.

Fair Information

Take-in Schedule

- 1 Entry form must be submitted online on or before March 17, 2023 at www.agfair.org. Faxed entry forms will be accepted at 909-865-4644.
- 2 Take-in April 18–19 Project Delivery. Deliver all entries to Fairplex, 1101 West McKinley Avenue, Pomona, CA 91768. Enter Gate 1 off McKinley Avenue. Guards will direct you to Building 10.
- 3 From Board of Directors: a 3 x 5 card should be attached to the following projects: Birdhouses/Feeders, Sawhorses, Scarecrows, Dioramas, Models, Miscellaneous Crafts, Sewing Construction, Needlework, Beneficial Insects, Silkworms and Worms, and Bottle Biology explaining how the project relates to CA Agriculture.
- 4 Animals and insects should be delivered in appropriate cages and with enough food for the duration of the fair.
- 5 A student, group or a classroom is allowed to enter only one item per Class.
- 6 All entries must be students' original work.
- 7 Any Class or Division may be split into multiple Divisions or Classes at the judges' discretion.
- 8 Premium checks should be cashed within 6 months of date of issue. Teachers/students needing to replace a lost premium check will be subject to current stop-payment fees.



From the Board of Directors

Welcome new and returning teachers! We're so pleased to present to you the Schools' Agriculture and Nutrition Fair, 2023.

Our mission is to educate Pre K to 12 grade students and their teachers about CA agriculture and nutrition.

The Schools' Agriculture and Nutrition Fair/Program is sponsored by the 48th District Agricultural Association which serves as a resource center for teachers in the greater Los Angeles, and surrounding, school districts by providing materials to assist teachers in instructing students about where food and fiber comes from as well as the benefits of healthy eating habits. These materials teach students how agriculture affects their daily lives and how important it is to the economy of California. Teachers can check out bread making kits, incubators, timely agricultural and nutritional publications and related curriculum books, DVD's and videos, hydroponics and Trout in the Classroom equipment.

Our program assists teachers and their students through the opportunity to participate in our annual Fair by showcasing their agricultural and nutritional projects.

Thank you again for your continued support and participation in the Schools' Agriculture and Nutrition Fair.


—Board of Directors, 48th District Agricultural Association

Southern California Agriculture and Nutrition Foundation (SCAN) — Who We Are



The Southern California Agriculture and Nutrition Foundation (SCAN) is a 501c3 public charity that has provided support to the State of California's 48th District Agricultural Association (DAA) for over forty years. The mission of SCAN is to educate elementary and secondary school teachers and their students about agriculture and nutrition.

—Board of Directors, Southern California Agriculture and Nutrition Foundation



Thanks to our Sponsors and Supporters

CA State Senate

Connie M. Leyva, 20th District

House of Representatives

Norma J. Torres, 35th District

County of Los Angeles

LA County Supervisors

Hilda L. Solis, 1st District
Holly Mitchell, 2nd District
Sheila Kuehl, 3rd District
Janice Hahn, 4th District
Kathryn Barger, 5th District

SCAN

Board of Directors

Steve Williams, President
Don DeLano, Vice President
Joan Smith, Treasurer

48th DAA

Board of Directors

Tim Alderson, President
Coralea Harbushka, Vice President
Steve Baldwin, Director
Don DeLano, Director
Kathleen McPherson, Director
Rhona Weinberg, Director

Office Staff

Silvia Bishop, CEO
Patty Anis, Business Assistant

Fair Staff

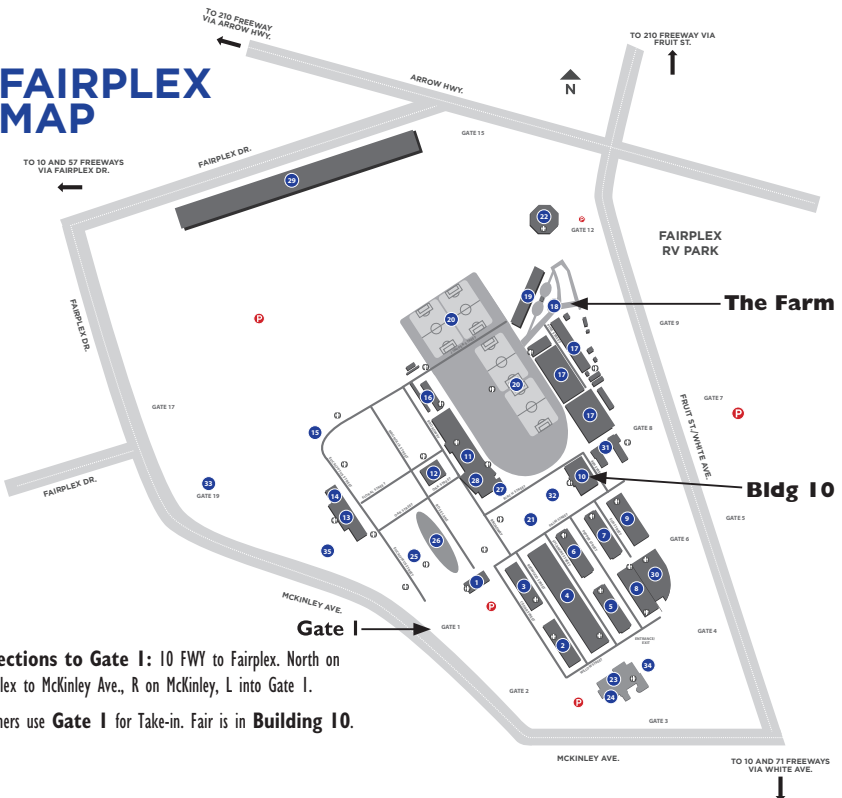
Louisiana Carey
Sarah Carey
Stella Guevara
Bernice Rodriguez
Natalie Rodriguez
Libby Walters
Olivia Walters

Thank You Past

Partners/Supporters

Fairplex
Weinberg Foundation
Dairy Council of CA/Mobile
Dairy Classroom
UC Cooperative Extension,
LA. County
Agricultural Awareness and
Literacy Foundation(AAL)
CA Foundation for Agriculture
in the Classroom
Pomona Feed
E.A.T. Foundation
Agricultural Commissioner/Weights
& Measures, L.A. County
CA Women for Agriculture,
Los Angeles Chapter
Huntley College of Agriculture,
Cal Poly Pomona

FAIRPLEX MAP



Directions to Gate 1: 10 FWY to Fairplex. North on Fairplex to McKinley Ave., R on McKinley, L into Gate 1.

Teachers use **Gate 1** for Take-in. Fair is in **Building 10**.

1st	2nd	3rd
\$200	\$150	\$100

School Gardens

by Grade, one entry per Class, include Poster, 2' x 4' min, 3' x 6' max, & a Classroom Journal. Enter under teacher name.

Division	Grade	Class	Letters/Description
101	Pre K–K	A	Vegetable Garden
102	1–2	B	Flower Garden
103	3–4	C	Aeroponic garden
104	5–6		
105	Combined*		*Division 105 Combined means two or more grade levels worked in the garden
106	7–8		
107	9–12		

Judging Schedule: Teachers will be contacted to schedule a judging date/time. Students must be available on the day of judging to answer questions from the judges about their knowledge of what they learned in the garden.

Garden Poster(s): EACH garden is required to have a poster. It is a visual display of your garden(s). Poster(s) are on display during the fair. Poster and Journal must be given to judges on day of judging (points will be taken off final score if not available on judging day).

Garden Journal:

Only **one journal per garden** is required and should contain the following:

- Grades Pre K-2nd: Drawing journals are acceptable.
- The journal reflects your garden; it should tell the story of your garden.
- Journal should tell what the students learned about agriculture, nutrition, and their garden habitat.
- The journal should record the days students worked in the garden, and the work they did that day.
- How many students worked in the garden? Did parents volunteer?
- Pictures are acceptable in your journal.

If a school garden was judged in 2022, the judges will be considering the sustainability of your garden from 2022 to 2023. Visit L.A. County Smart Gardening <https://dpw.lacounty.gov/epd/sg/> for helpful information.





Container Gardens Individuals only. Enter under student name.

Division	Grade	Class	Letters/Description
2032	1–2	A	Dish Garden
2033	3–4	B	Novelty container
2034	5–6	C	Salad in a container
2036	7–8	D	Terrarium
2037	9–12	E	Any other container (i.e. wheel barrow)

Suggestions: (but not limited to)
Flowers, Herbs, Succulents i.e.
Cactus, *Ag in a Bag*.

Classes A–E: Attach journal on 3"x 5" cards explaining learning experience and if plants were purchased or grown from seed. List grade, teacher's name and school.



Hydroponic Garden Individuals only. Enter under student name.

Division	Grade	Class	Letters/Description
2042	1–2*	A	Hydroponics
2043	3–4		• Each individual project must have a journal and data reflecting the progress of the experiment. The journal must include quantitative and qualitative observations.
2044	5–6		• There must be a control and only one variable such as: different nutrient solutions, different types of lighting, different amounts of lighting, different types of growing media, different types of growing systems, or dream up your own variable to test.
2046	7–8		• Once you have chosen a variable, all other aspects of the plants' care must be the same for each plant.
2047	9–12		• You may start from seed or a plant but you must record the characteristics of all plants at the beginning of the experiment in order to show valid results.
			• There must be more than two plants in your experiment.
			• All entries must have a backboard or tri-fold with the title of the experiment in question form, hypothesis, materials used, procedure, results and conclusion.
			• At least a sampling of the plants in the experiment must be displayed.


*For 1st and 2nd grades: observe the growth of the hydroponic plants and the regular soil plants. Instead of a written journal you may draw your observations of the plants weekly.


1st	2nd	3rd
\$200	\$150	\$100

Booths		Classroom/Youth Organization only. Enter under teacher name.	
Division	Grade	Class	Letters/Description
401	Pre K–K	A	Subject related to CA agriculture (single)
402	1–2	B	Subject(s) related to CA agriculture (multiple)
403	3–4	C	Trout in the Classroom (Divisions 403–407 only)
404	5–6	D	Fair Theme
405	Combined		
406	7–8		
407	9–12		

1. Classroom or Youth Organization only. No individual entries.
2. Entry limit 2 booths per Classroom or Organization.
3. The 48th DAA will provide a booth made of aluminum tubing and drapery. The floor area is 10' x 10'. The back of the booth is 6' high, the sides are 3' high. The Exhibitor must provide all materials for decorating a booth. Pins are preferable to tape for attaching items to drapery.
4. No double-size booths allowed, no exceptions.
5. One table per booth, must be reserved in advance on your entry form.
6. Electricity is not available.
7. Bring your own step ladder.
8. Live animals must be in appropriate cages and have sufficient food for the duration of the fair. Maximum of two animals per booth.
9. Set up dates are Friday, April 28, Noon–6:00 pm and Saturday, April 29, 9:00 am–4:00 pm.
10. If you cannot set up your booth, you must notify our office by April 18th or be disqualified from entering a booth in 2024.
11. Booths will be judged American. Booths to remain on display until end of fair.
12. Judges will consider:
 - General appearance
 - Educational value
 - Impact on visitor
 - Student work (readable)
 - Any special emphasis: originality, creativity, materials used, quality of display
 - Booth Judging Score Sheet available upon request

1st	2nd
\$30	\$15

Spelling Bee		by Grade, Saturday, TBA Pre-Registration. Enter under student name.	
Division	Grade	Class	Letter/Description
302	1–2	A	Spelling Bee 
303	3–4		
304	5–6		



Agricultural Science Projects Individuals only, methods below, use trifold science fair display board. Enter under student name.

Division	Grade	Class	Letter/Description
2003	3–4	A	Botany
2004	5–6	B	Chemistry
2006	7–8	C	Environmental Sciences
2007	9–12	D	Health and Nutrition
		E	Any other related to CA Agriculture

Materials: Items that are used to carry out the experiment.

Methods

- **Research:** Exactly what do you hope to figure out? What is the “What if” question?
- **Hypothesis** means what do you expect to happen in your experiment.
- **Procedure** is how you plan to do things; how are you going to conduct your experiment?
- **Results** your data should be in numbers, not just what you see. Results are the specific data collected during the experiment.
- **Conclusion** is what you learned from doing the experiment and what the results mean.

Ideas for Agricultural Science Projects

Botany

- How do different treatments change how fast seeds sprout?
- What happens if you change a seed’s direction once it starts to sprout?
- Does the amount of room a plant has for roots make a difference in how big a plant will grow—regardless of how much fertilizer the plant is given?

Chemistry

- How do different types of fertilizers affect plant growth?
- What happens when you grow sweet potatoes next to other plants?

Environmental Sciences

- How does soil pH (acidity) affect the pH of water that touches the soil?
- Does soil type change how well crops grow?
- How are different soil types affected by water running over them?

Health and Nutrition

- Do different varieties of the same fruit have the same level of Vitamin C?
- Are there different amounts of iron in different breakfast cereals?


“Science Fair and Lesson Ideas” available at 48th DAA office, grades 3–12, or visit www.learnaboutag.org



Painting/Drawing

Individuals only, 14" x 17" max, no frame, no foam board. Enter under student name.

Division	Grade	Class	Letters/Descriptions
1003	3–4	A	Painting
1004	5–6	B	Drawing
1006	7–8	C	Using other media (i.e. square tile, rock)
1007	9–12		Subject must be related to CA agriculture. Suggestions (but not limited to): Beneficial Insects, Flower, Vegetable, Farm Animals, Farm Equipment or Structures.



Photography

Individuals only, 8" x 10" max, no frame, no foam board. Enter under student name.

Division	Grade	Class	Letters/Descriptions
1024	2–4	A	Black & White
1025	5–6	B	Color
1026	7–8		
1027	9–12		Subject must be related to CA agriculture. Suggestions (but not limited to): Beneficial Insects, Flower, Vegetable, Farm Animals, Farm Equipment or Structures.



Bird Houses/Feeders

Individuals only, 12" x 12" x 15" max, kits allowed in Class A only. Enter under student name.

Division	Grade	Class	Letters/Descriptions
1031	Pre K–K	A	Made from a kit
1032	1–2	B	Original design
1033	3–4	C	Made from recycled materials
1034	5–6		Note: a 3 x 5 card should be attached explaining how your bird house/feeder relates to CA agriculture.
1036	7–8		
1037	9–12		

1st	2nd	3rd
\$75	\$50	\$25

Sawhorses

Classroom only, sturdy and freestanding. Must enter under Teacher's name.

Division	Grade	Class Letters/Description
1041	Pre K–K	A Agricultural theme
1042	1–2	B Garden theme
1043	3–4	Note: a 3 x 5 card should be attached explaining how your sawhorse relates to CA agriculture. Sawhorses available from 48th District office. No electrical embellishments allowed.
1044	5–6	
1045	Combined	
1046	7–8	
1047	9–12	

1st	2nd	3rd
\$25	\$15	\$10

Scarecrows

Individuals only, 3' high min, 6' high max, must be free-standing. Enter under student name.

Division	Grade	Class Letters/Description
1051	Pre K–K	A Scarecrow
1052	1–2	Note: a 3 x 5 card should be attached explaining how your scarecrow relates to CA agriculture.
1053	3–4	
1054	5–6	
1056	7–8	
1057	9–12	


1st	2nd	3rd

Note: a 3 x 5 card should be attached explaining how your diorama relates to CA agriculture.

Shoebox Dioramas

Individuals only, Cardboard shoeboxes, approx. 7" x 12" to 10" x 13". Enter under student name.

Division	Grade	Class Letters/Description
1061	PreK–K	A Farm Scene
1062	1–2	B Water
1063	3–4	C Any other theme related to CA Agriculture
1064	5–6	



Note: a 3 x 5 card should be attached explaining how your model relates to CA agriculture.

Models

Individuals only, 30" x 30" max display board. Enter under student name.


Division	Grade	Class	Letters/Description
1071	PreK–K	A	Farm Equipment
1072	1–2	B	Farm Structure
1073	3–4		
1074	5–6		



Seed Art Using Dry Beans, Seeds and/or Pasta

Individuals only, 24" x 36" max, must be mounted on cardboard. Enter under student name

Division	Grade	Class	Letters/Description
1075	PreK–K	A	Farm Animal
1076	1–2	B	Vegetable
1077	3–4	C	Flower
1078	5–6	D	Fruit
1079	7–8		
1080	9–12		Must be related to CA agriculture.



Note: a 3 x 5 card should be attached explaining how your craft project relates to CA agriculture.

Miscellaneous Crafts

Individuals only. Enter under student name.

Division	Grade	Class	Letters/Description
1081	Pre K–K	A	Build an Insect
1082	1–2	B	Clay or Ceramic Item
1083	3–4	C	Corn Husk Item
1084	5–6	D	Collage
1086	7–8	E	Holiday Decoration (i.e. wreaths, ornaments)
1087	9–12		
		F	Leather
		G	Papier-mache Farm Animal
		H	Papier-mache Other
		I	Any other item related to CA agriculture




Graphic Arts

Individuals only, 8 1/2 x 11, 3 hole punched paper only. Enter under student name

Division	Grade	Class Letters/Description
1104	3–4	A Flyer
1105	5–6	B Greeting Card
1106	7–8	C Any other related to CA Agriculture (i.e. collage)
1107	9–12	

Judged on presentation, layout & originality.



Wall Murals

Groups/Classrooms only, 3' x 6' min, 4' x 8' max, horizontal or vertical, suitable for hanging. Wall Murals must exhibit what subject student(s) learned. Enter under teacher name.

Division	Grade	Class Letters/Descriptions
1091	Pre K–K	A Busy Bees
1092	1–2	B Beneficial Insects
1093	3–4	C Bread Making
1094	5–6	D Climate Change
1095	Combined	E CA Commodities
1096	7–8	F Cotton's Journey
1097	9–12	G Real Milk Is
		H Fair Theme
		I Farm Animals
		J Garden
		K History of CA Agriculture (https://ca.stateaghistory.org)
		L Nutrition, Eating Right
		M Pollinators
		N Trout in the Classroom
		O Soil is Life
		P Water: A Fact of Life
		Q Any other related to CA Agriculture



Poetry

Individuals only, 8 1/2 x 11
15 words min, 100 words max. Enter under student name.

Division	Grade	Class Letters/Description
1123	3–4	A Water
1124	5–6	B Butterfly/Insect
1126	7–8	C Farm Animal
1127	9–12	D Any Other Related to CA Agriculture

Meet Academic Content Standards for CA schools through creative writing.



Acrostic Poem

Individuals only, 8 1/2 x 11, Enter under student name.

Division	Grade	Class Letters/Description
4010	3–4	A Create your own farm or garden-related acrostic poem
4011	5–6	
4012	7–8	Create an acrostic, in four easy steps:
4013	9–12	1. Choose a word related to a farm or a garden 2. Write your word down vertically 3. Then place your words on the lines that begin with the same letter. 4. Fill the rest of the lines to create a poem

Example:

Definition of Carrots:

Crammed with Vitamin

A, you see, these

Roots grow in

Rows of

Orange underground, with

Tops sprouting

Soft leafy green overhead



Essay

Individuals only, 8 1/2 x 11, 1000 words max. Enter under student name.


Division	Grade	Class Letters/Description
1128	3–4	A Water: A Fact of Life
1129	5–6	B History of CA Agriculture (https://ca.stateaghistory.org)
1130	7–8	C Any other Agriculture related subject (Ideas: Climate Change; Ag and Environment)
1131	9–12	



Short Story

Individuals only, 8 1/2 x 11, 1000 words max. Enter under student name.

Division	Grade	Class Letters/Description
1132	3–4	A Why I Like the Ag Fair
1133	5–6	B Why I like our school garden
1134	7–8	C Any other Agriculture related subject
1135	9–12	Meet Academic Content Standards for CA schools through creative writing.



Sewing Construction

Individuals only, fabric only. Enter under student name.

Division	Grade	Class	Letters/Description
1143	3–4	A	Any wearable items (limit 2)
1144	5–6	B	Any household items (limit 2)
1146	7–8		Note: a 3 x 5 card should be attached explaining how the fiber relates to CA agriculture.
1147	9–12		



Needlework

Individuals only. Enter under student name.

Division	Grade	Class	Letters/Description
1153	3–4	A	Knitting
1154	5–6	B	Crochet
1156	7–8		Note: a 3 x 5 card should be attached explaining how the fiber relates to CA agriculture.
1157	9–12		



Place Setting

Individuals only. Submit 8x10" color photo for display at Fair. Enter under student name.

Division	Grade	Class	Letters/Description
1160	3–4	A	Formal
1161	5–6	B	Informal
1162	7–8		Suggested themes: Harvest, holiday, celebrations
1163	9–12		(Visit: https://etiquipedia.blogspot.com/search?q=place+settings)
			Awards sponsored by Maura Graber at RSVP Institute of Etiquette
			<ul style="list-style-type: none"> All utensils or flatware, glassware or beverage ware should be set in readiness for the first course. Your place setting should be reflective of the corresponding original menu.




Beneficial Insects and Silkworms Classroom, Groups or Individuals. Enter under teacher name (Classroom, Group) or under student name (Individual).

Division	Grade	Class	Letters/Description
2011	PreK–K	A	Ladybugs
2012	1–2	B	Praying Mantis
2014	3–4	C	Silkworms
2015	5–6	D	Composting Worms
2016	7–8		
2018	9–12		

All projects must be in a secure container with a lid or screen as a lid. All insects/worms must be alive. Provide fresh mulberry leaves daily for silkworms.

Note: a 3 x 5 card should be attached explaining why insects/worms are beneficial and how the project relates to CA agriculture.



Bottle Biology Individuals only. Enter under student name.

Division	Grade	Class	Letters/Description
2021	PreK–K	A	Any Bottle Biology Project
2023	1–2		
2023	3–4		
2024	5–6		
2025	7–8		
2026	9–12		

Note: Attach journal on 3" x 5" cards explaining learning experience and how the project relates to CA agriculture.





Schools' Agriculture and Nutrition Program/Fair
www.agfair.org